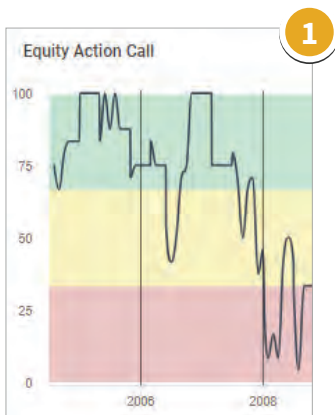


# DIFFERENTIATE YOUR PRACTICE WITH **THE SIA MARKET INTELLIGENCE PLATFORM**

With the power of SIACHarts Artificial Intelligence platform, you can compare tens of thousands of different companies, countries, or investments against each other to determine which gives you the best investment opportunity with a rules-based, unbiased, and objective ranking.

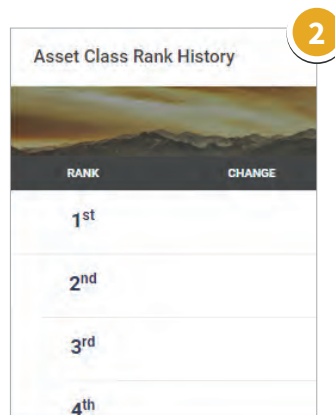


SIACHarts AI performs 10 billion calculations every night to anticipate changes in the market. Here's how it works.



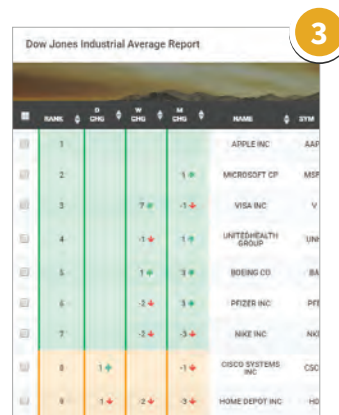
## Equity Action Call™

Top level of analysis monitors the risk/ reward ratio of the equity markets vs. other asset classes for risk mitigation.



## Asset Class Rankings

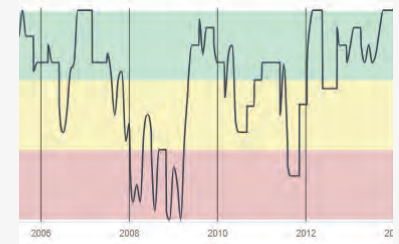
7 major asset classes are compared daily against each other to determine which to overweight or underweight.



## Investment & Sector Analysis

Powerful and timely analysis of over 80,000 North American investments, across Stocks, ETFs, and Mutual Funds.

## SIACHarts prepared for the 2008 market crash months before it happened



From October 2007 to March 2009, the S&P 500 took a beating and lost nearly 57%. It took more than five years for the index to recover.

SIACHarts Artificial Intelligence anticipated the downward trend and made the call to 100% cash on January 10, 2008.

What's more is the technology also anticipated the start of the longest bull market in history when it made the call to go fully invested on May 4, 2009.

Just think about how valuable this advanced market research could be for your business and your clients.

**FREE 3-WEEK TRIAL - For licensed Investment Professionals**

**Sign up for your Free Trial at [www.SIACHarts.com](http://www.SIACHarts.com)**

**GAIN ACCESS TO:**  
**580 SIA REPORTS**  
**500 CUSTOM PORTFOLIOS**  
**150 MODELS**



# DON'T FALL BEHIND

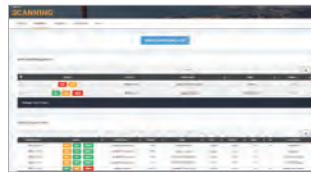
## 20% OF CANADA'S TOP ADVISORS USE SIACHARTS

Top performing advisors listed in the 2019 Wealth Professional Canada Top 50 Advisors List currently use the SIACHarts Market Intelligence platform to differentiate themselves against their competition and grow their business. The powerful platform will allow you to consider all opportunities for your client's future and retirement.



### Win New Clients

Impress potential clients with market data and insights that they can't find anywhere else.



### Monitor Your Portfolios

Advanced portfolio monitoring allows you to get timely, daily alerts to make important changes.



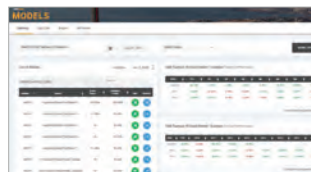
### Evaluate New Investments

Provide your clients with powerful investment research and analysis for any of their inquiries.



### Upgrade Your Client Meetings

Easily set up custom reports and create content for your regular client meetings to add value.



### Reevaluate Strategies

Use powerful testing and analysis capabilities for your existing strategy overlay or for reevaluation.



### Market Your Business

Create custom materials using the Marketing Builder tool for reporting, presentations, and newsletters.

### Top Features

Subscribers tell us that they absolutely love all of the features on SIACHarts, but here are our top three.

#### Scanning and Alerts

Quickly check current strategies and set dynamic alerts for any changes in your universes.

#### Data Visualization

Interactive charts, quick analysis, powerful rankings, and custom portfolios make it easy to interpret market conditions and trends and present them to your clients.

#### Custom Marketing Solution

Create professional marketing materials and reports using our drag and drop Marketing Builder tool.

### Get Introduced to Your Dedicated Account Manager

Make sure to book your one hour demo during the trial period to learn about all of the features that SIACHarts has to offer.

Free 3-week trial

**Sign up today**

[www.SIACharts.com](http://www.SIACharts.com)